



Active Shooter Awareness Program

Presented By:


Lucas W Hunter

Vice President/Corporate Security



The Huntington National Bank is Member FDIC. ®, Huntington® and  Huntington. Welcome.® are federally registered service marks of Huntington Bancshares Incorporated. © 2019 Huntington Bancshares Incorporated.

Cincinnati Video



- CBS Evening News. <https://www.youtube.com/watch?v=iOkF0tQEnbM>

2017

40

**ACTIVE SHOOTER
INCIDENTS**

• <https://www.fbi.gov/file-repository/active-shooter-incidents-in-the-us-2020-070121.pdf/view>






- CBS News (Sandy Hook Promise) <https://www.youtube.com/watch?v=ECfB14mLKAQ>



A person intent on killing as many people as possible as quickly as possible.



- CBS News (San Bernadino School Shooting) <https://www.youtube.com/watch?v=uM3mBtEi7xA>



- You are responsible for maintaining vigilant awareness.
- You have a duty to report any observed warning signs, known threats, or violence of any kind in a timely manner.
- Be a solid knowledgeable unified group against an attacker.

Pre 911 Response



- CBS News.
<https://cbsnews1.cbsstatic.com/hub/i/r/2018/02/14/3671cb25-8e0f-4d68-bd9f-2ae5a1156776/thumbnail/640x360/aea79f4afdb229fc870afb4ed4aab520/180214-parkland-florida-school-shooting-07.jpg>

Call 911!!

**Average Police Response time is
3-5 minutes**

Information for 911 call:

**Always provide as much info as
you can**

- Location of the active shooter
- Number of shooters
- Physical Description of shooter(s)
- Type(s) of weapon observed
- Description of victims
- Number of injured people
- Follow instructions from 911 dispatcher

They Do Not Care Who You Are!



Soft Targets



Be Vigilant

Know the Reporting Process

Unified Plan

Sound the Alarm

Echo the Alert

Three Stages of Crisis

1. Denial

This isn't happening!

2. Deliberation

What do I do now?

3. Decisive Moment

This IS happening, and this is what I need to do

What would you do?



- In the case of an active shooter, the decisions you make while waiting for first responders could mean the difference between life or death.
- In the event of an active shooter, the plan is **RUN, HIDE, FIGHT!**
- It is your responsibility to know where they are located in the building and have numerous escape routes planned

- **Virginia Tech** – Those that survived ran away from the shooter by using exits and jumping out windows. Others saved themselves by locking themselves in secured areas.
- **Naval Shipyard** – Again, those survivors ran away from the shooter or secured themselves in offices/ conference rooms
- **Columbine and other mass shootings** - Victims hid under a desk and were shot by the shooter. Hiding under a desk provides little to no protection. It leaves you **very vulnerable**.
- Run as far away from the scene as possible and call 911 when safe to do so.

- **Have multiple escape routes and a plan**
- **Leave belongings behind**
- **Help others, if possible**
- **Prevent others from running into danger**
- **Do not attempt to move the wounded**
- **Call 911 when you are safe to do so**

- **Hide in an area out of the shooter's view**
 - **Turn off lights, if possible**
 - **Move away from doors and windows**
- **Lock doors and/or block entries to your hiding place**
 - **Use any available objects to block the door**
- **Silence cell phones (including vibrate)**
 - **Remain as quiet as possible**
- **Wait on first responders to give an all-clear message**

- **Attempt to incapacitate the shooter**
- **Act with as much physical aggression as possible**
- **Improvise or throw item at the shooter**
 - **What could you use?**

Commit to your actions! Your life may depend on it.

- **You do not have to be trained**
- **Distract the shooter**
- **Group/ Pack/ Survivor Mentality**

- Fight?
- Flight?
- Freeze?
- Your choice!

When Law Enforcement Arrives

- First officers will not treat the injured
 - Rescue teams will follow the initial officers
- Remain calm
- Listen to law enforcement's instructions
- Drop items in hand/ raise your hands and spread your fingers
- Avoid any quick movements toward the officers
- Avoid pointing, screaming or yelling
- Once you reach a safe location, expect officers to hold you there
- Do not leave the area until directed to by law enforcement

If I had six hours to chop
down a tree, I'd spend the
first four hours
sharpening the axe.

Abraham Lincoln

IF YOU 

SOMETHING

 SOMETHING

1. **Being prepared now may save your life when an active shooter situation happens**
2. **Be aware of your surroundings**
3. **Prepare mentally**